



GD35X-380-DL

- UVA High Power LED
- 380 nm, 600 mW
- 3535 SMD Package
- Quartz Glass Lens
- Viewing Angle 120°



Description

GD35X-380-DL is an **ultraviolet** light emission source, typically emitting at **380 nm (UVA)** with an optical output power of typically **600 mW**. The hermetically sealed ceramic SMD package features a **quartz glass lens**. **Printed circuit boards (PCB)** are available for evaluation and prototyping (see page 3)

Absolute Maximum Ratings

Parameter	Symbol	Value		Unit
		min.	max.	
Reverse Current ($V_R=5V$)	I_R		10	μA
Forward Current	I_F		700	mA
Forward Pulse Current*	I_{FP}		1400	mA
Power Dissipation	P_D		3	W
Operating Temperature	T_{OPR}	- 40	+ 85	$^{\circ}C$
Storage Temperature	T_{STG}	- 40	+ 100	$^{\circ}C$
Soldering Temperature (max.10 s)	T_{SOL}		240	$^{\circ}C$
Junction Temperature	T_J		120	$^{\circ}C$

*duty cycle 10%, pulse length 100 μs



Electro-Optical Characteristics ($T_{CASE} = 25^{\circ}C$)

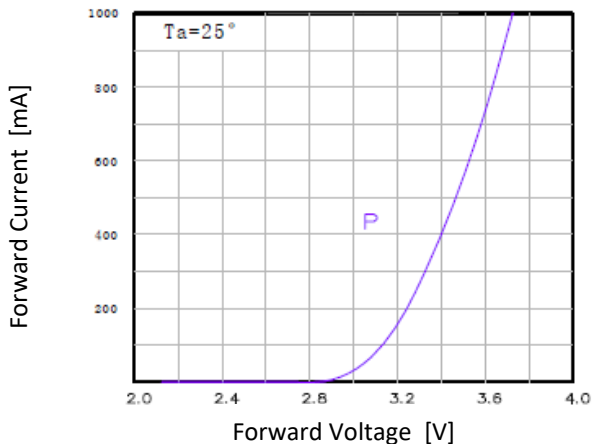
Parameter	Symbol	Values			Unit
		min.	typ.	max.	
Peak Wavelength	λ_P		380		nm
Output Power	P_O		600		mW
Forward Voltage	V_F	2.8		3.6	V
Forward Current	I_F		350		mA
Beam Angle	$2\theta_{1/2}$		120		deg.
Thermal Resistance	R_{th}		6.5		$^{\circ}C/W$

Forward voltage measurement tolerance $\pm 0.1 V$
Output power measurement tolerance $\pm 10 \%$
Peak wavelength measurement tolerance $\pm 1 \%$

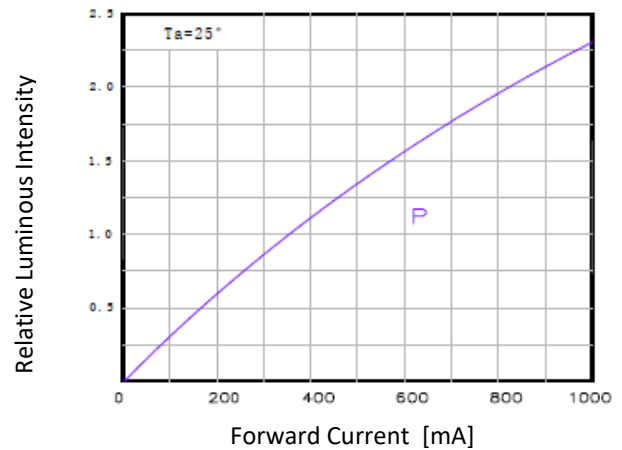


Performance Characteristics (T_{CASE} = 25°C)

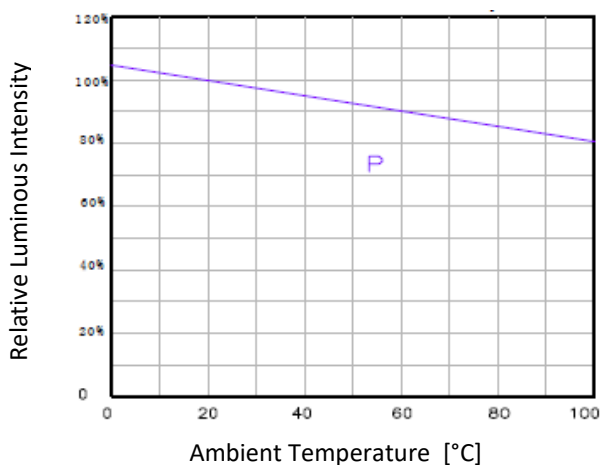
Forward Current vs. Forward Voltage



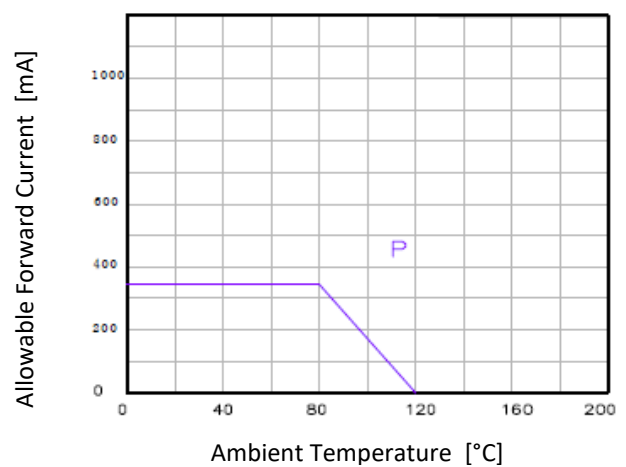
Relative Luminous Int. vs Forward Current



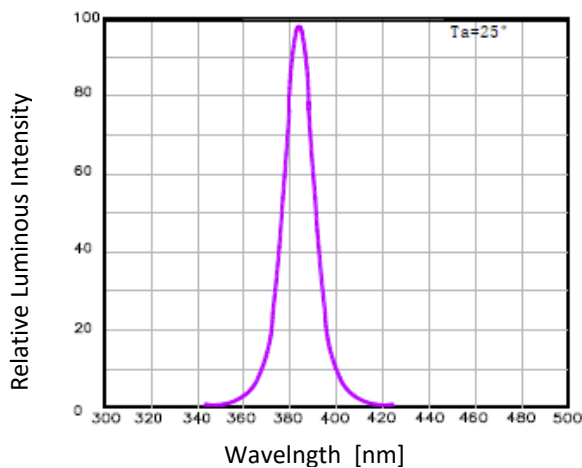
Relative Luminous Int. vs Ambient Temp.



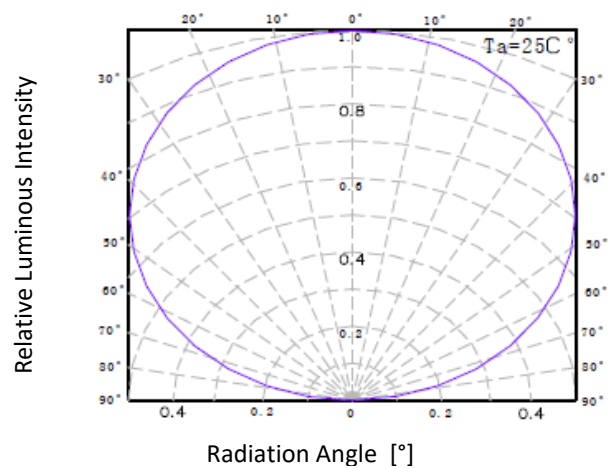
Allowable Forward Current vs. Temp.



Relative Luminous Int. vs Wavelength



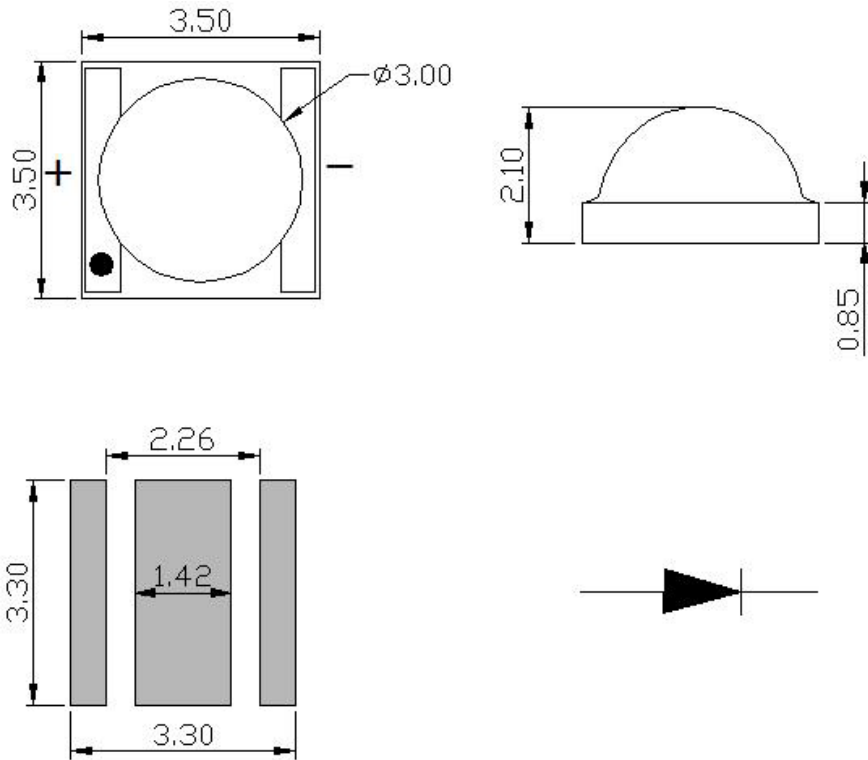
Radiation Characteristics





Outline Dimensions

SMD 3535



All dimensions in mm, tolerance ± 0.1 mm

Accessories

GD35-PCB

Printed **aluminium circuit boards**, designed for easily soldering and mounting of GD35 series LEDs. Available from 8-20 mm in diameter. Ideally suited for prototyping and evaluation.

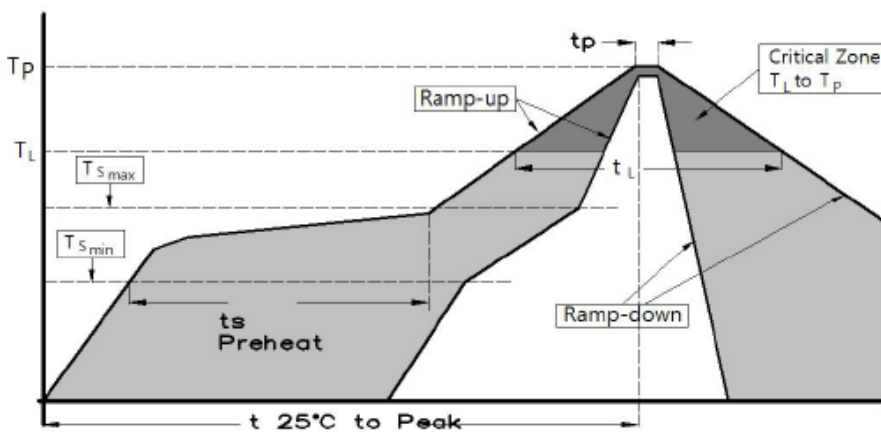
GD35-PCB-8	GD35-PCB-10	GD35-PCB-14	GD35-PCB-20
8mm	10mm	14mm	20mm



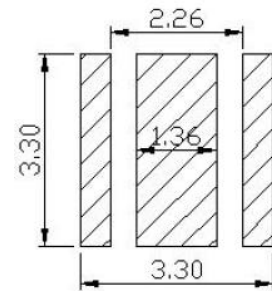


Reflow Soldering Information

JEDEC-J-STD-020C Profile



Solder Pad Layout



- all dimensions in mm
- drawing not to scale

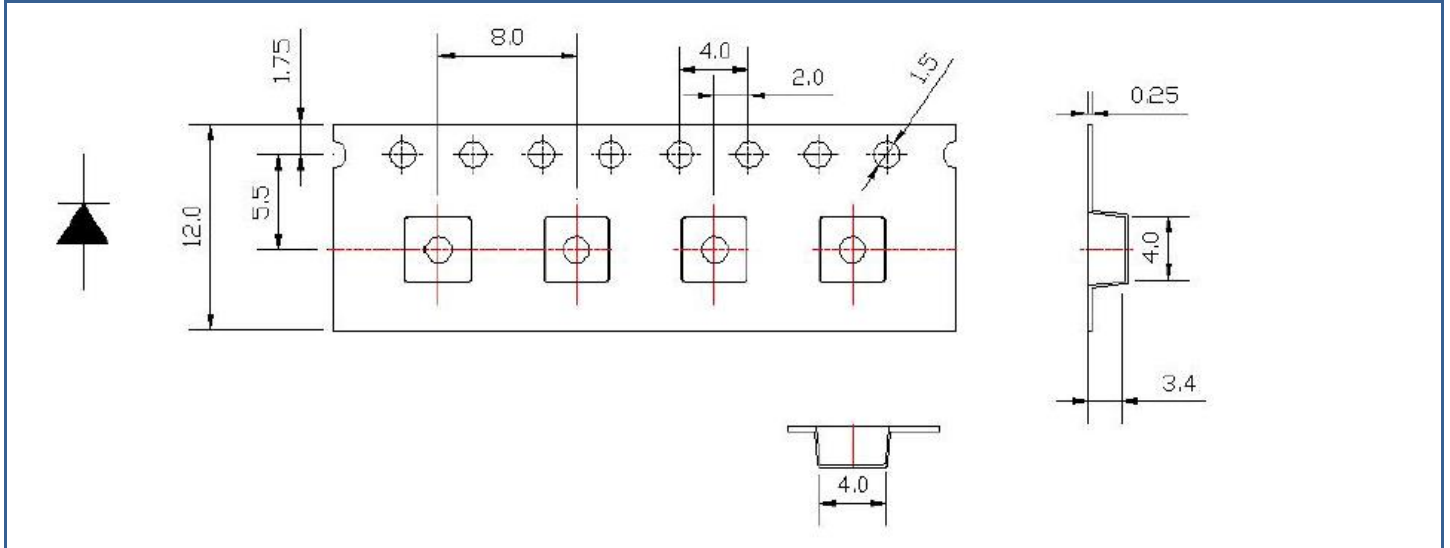
Heating Rate ($T_{S_{MAX}} - T_P$)	$\leq 3 \text{ }^\circ\text{C/s}$
Minimum Preheat Temp. ($T_{S_{MIN}}$)	130 $^\circ\text{C}$
Maximum Preheat Temp. ($T_{S_{MAX}}$)	180 $^\circ\text{C}$
Preheat Time (t_s)	60 – 120 s
Critical Temp (T_L)	200 $^\circ\text{C}$
Time within Critical (t_L)	≤ 60 s
Soldering Temperature (T_P)	$\leq 240 \text{ }^\circ\text{C}$
Soldering Time (t_p)	≤ 10 s
Time within 5 $^\circ\text{C}$ of max. Soldering Temp.	≤ 30 s
Cool Down Rate	$\leq 6 \text{ }^\circ\text{C/s}$
Time to T_P (from 25 $^\circ\text{C}$)	< 8 min.

- Reflow soldering should not be done more than two times
- LED must not be cooled rapidly after soldering
- When hand soldering, soldering iron temperature must be below 260 $^\circ\text{C}$
- When hand soldering, soldering must be completed within 3 s

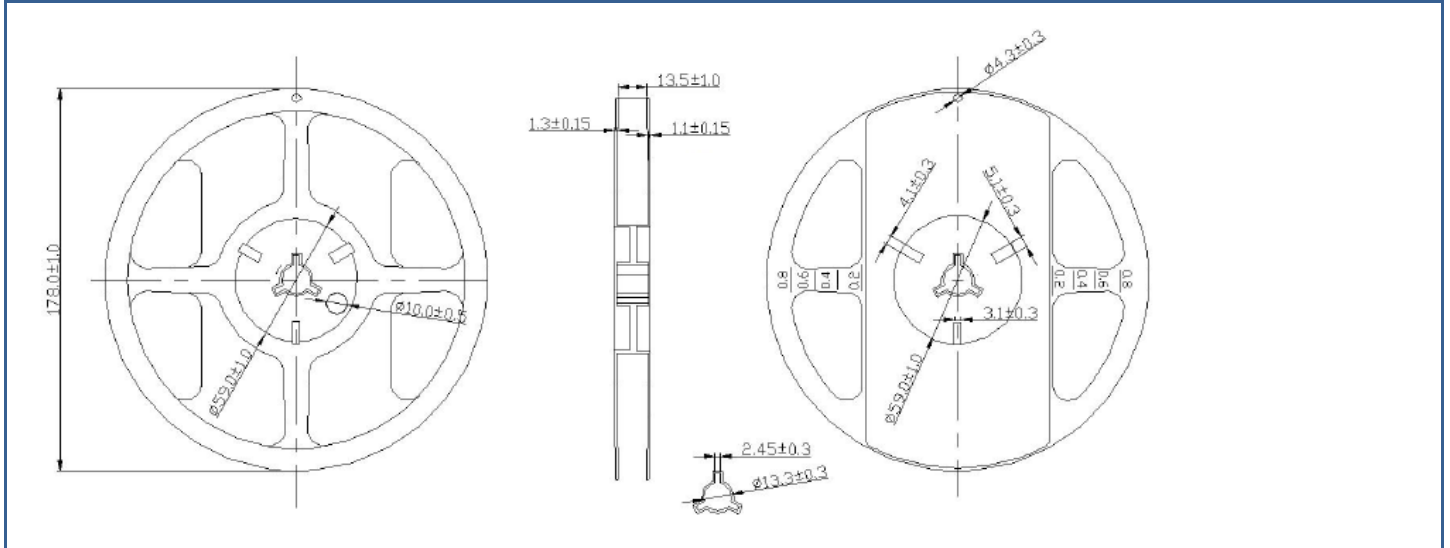


Packaging Information

Tape specification (mm)



Reel specification (mm)



- Standard packaging quantity 500-1000 pcs/reel

© All Rights Reserved

The above specifications are for reference purpose only and subjected to change without prior notice