



UVLED370-11E

- Ultraviolet Light Emitting Device
- 375 nm, 8.5 mW
- TO46 Metal Can with Glass Lens
- ESD Protection Device
- RoHS Compliant



Description

UVLED370-11E is an ultraviolet LED, typically emitting at **375 nm** with an optical output power of **8.5 mW**, and narrow bandwidth. It comes in a hermetically sealed TO46 metal can package with glass lens, and an integrated ESD protection device. **UVLED370-11E** is typically used for UV curing and fluorescence excitation.

Maximum Rating ($T_{CASE} = 25^{\circ}C$)

Parameter	Symbol	Values		Unit
		Min.	Max.	
Power Dissipation	P_D		100	mW
Forward Current	I_F		25	mA
Pulse Forward Current*	I_{FP}		80	mA
Reverse Current	I_R		80	mA
Junction Temperature	T_J		+ 100	$^{\circ}C$
Operation Temperature	T_{OPR}	- 30	+ 80	$^{\circ}C$
Storage Temperature	T_{STG}	- 40	+ 100	$^{\circ}C$

* I_{FP} conditions with pulse width $\leq 10ms$ and duty cycle $\leq 10\%$



Electro-Optical Characteristics ($T_{CASE} = 25^{\circ}C$, $I_F = 20 mA$)

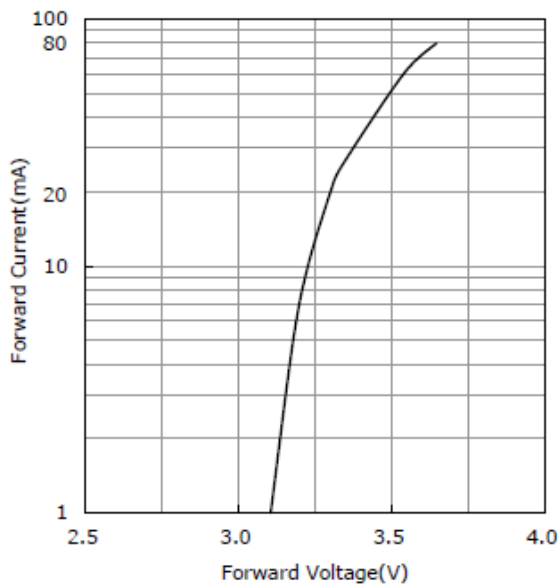
Parameter	Symbol	Values			Unit
		Min.	Typ.	Max.	
Peak Wavelength	λ_P	370	375	380	nm
Radiated Power	P_O		8.5		mW
Spectral Width (FWHM)	$\Delta\lambda$		10		nm
Forward Voltage	V_F	3.0	3.4	3.9	V
Beam Angle	$2\Theta_{1/2}$		10		deg.



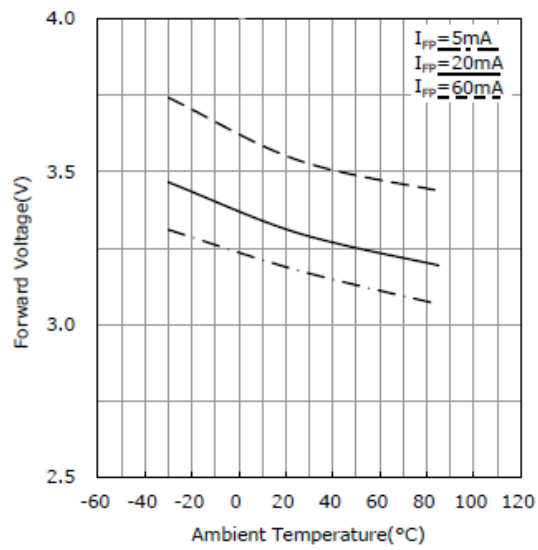


Performance Characteristics ($T_{CASE} = 25^{\circ}C$)

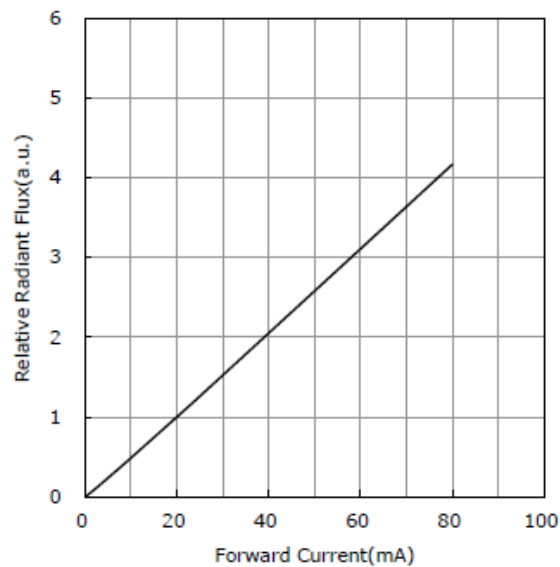
Forward Current vs. Forward Voltage



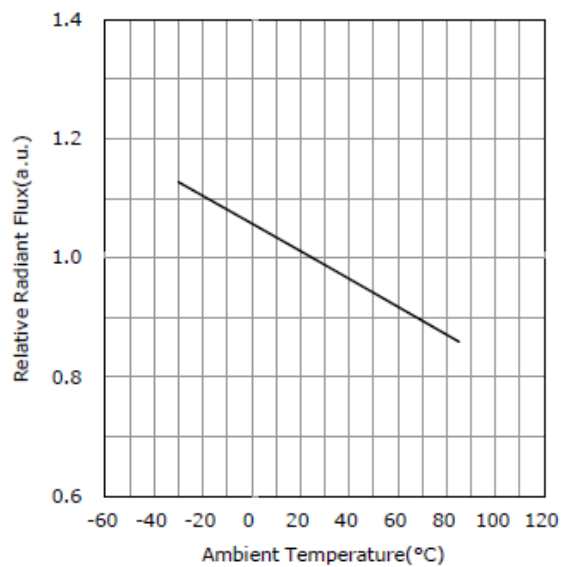
Forward Voltage vs. Ambient Temperature



Forward Current vs. Radiant Flux



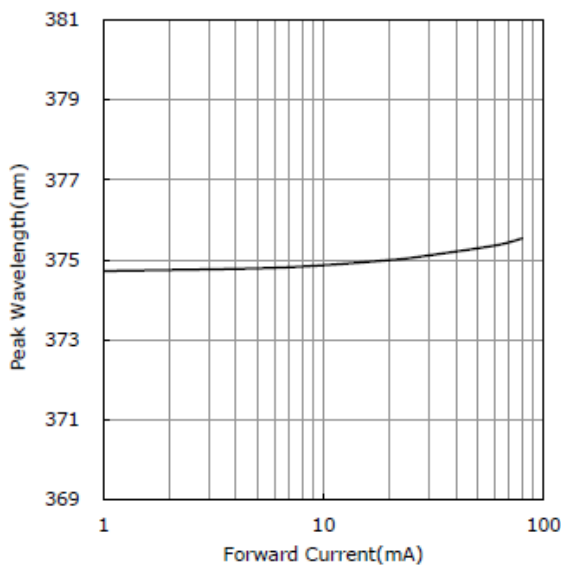
Ambient Temp. vs. Radiant Flux



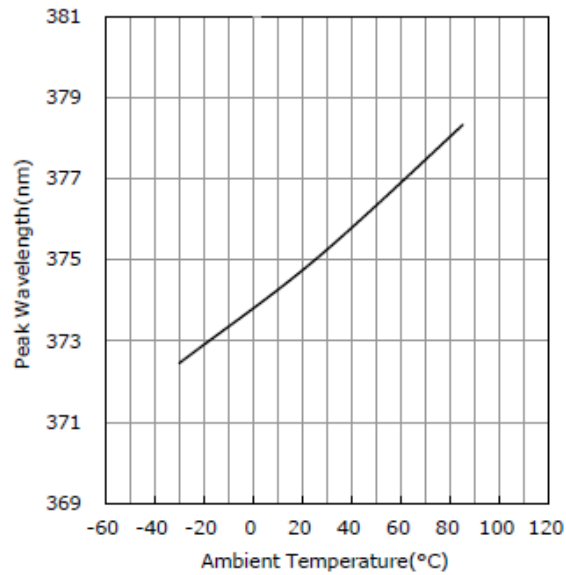


Performance Characteristics ($T_{CASE} = 25^{\circ}C$)

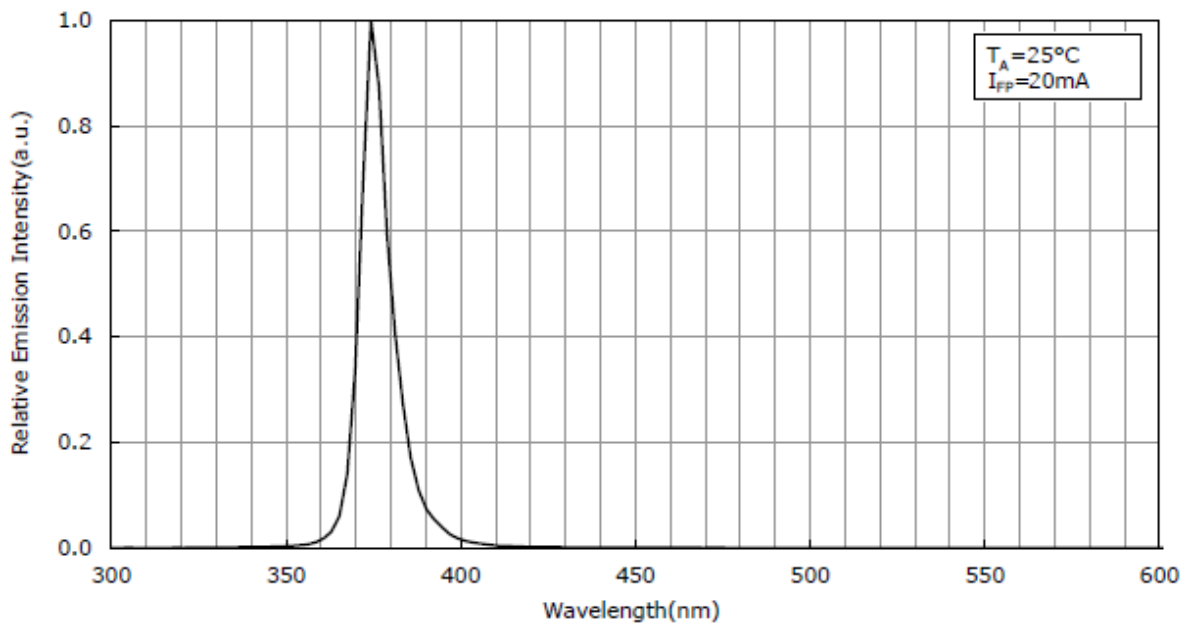
Forward Current vs. Peak Wavelength



Ambient Temp. vs. Peak Wavelength

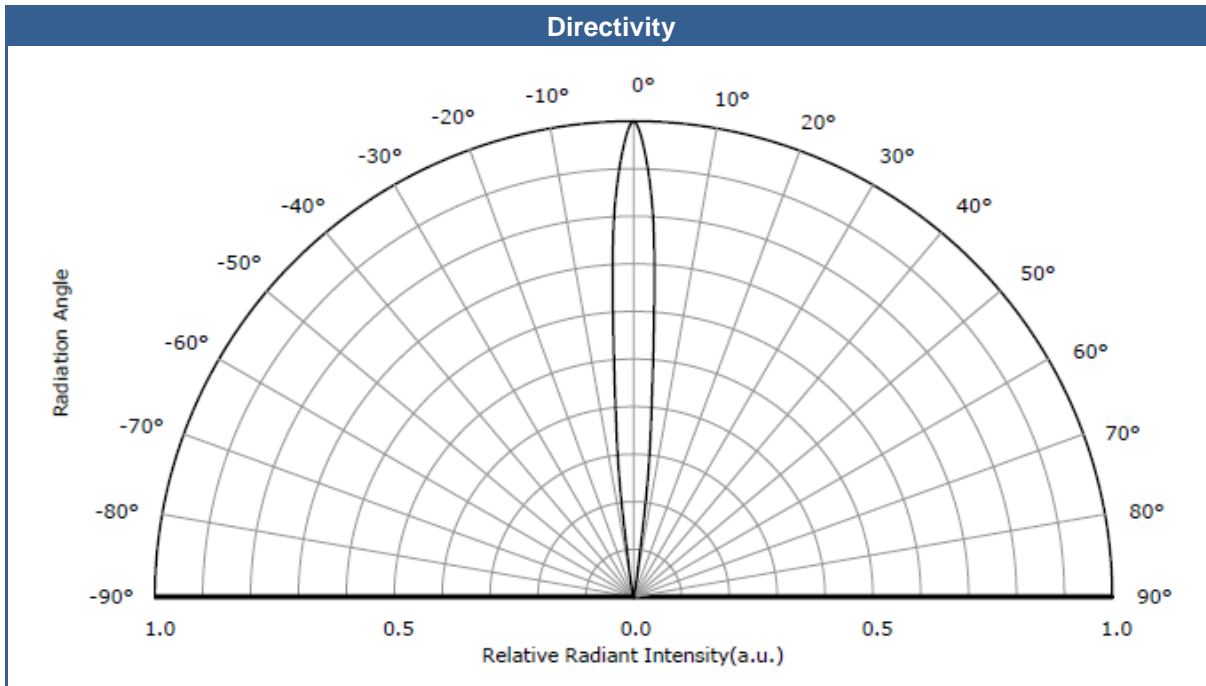


Spectrum



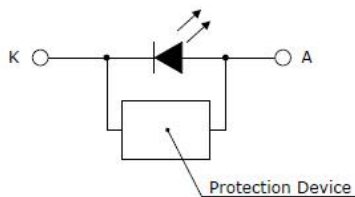
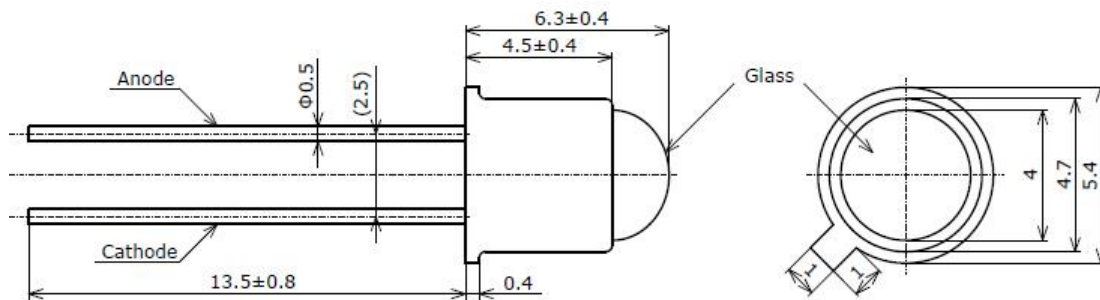


Performance Characteristics ($T_{CASE} = 25^{\circ}C$)



Outline Dimensions

TO46 package



All dimensions in mm [in]



Device Materials

Pin #	Material
Package	Kovar / Ni-plated
Leads	Kovar / Au-plated
Lens	Glass

Soldering

Hand Soldering Recommendation

Temperature	350 °C max.
Soldering Time	3 s max.
Caution	Min. distance 3 mm from stem

Dip Soldering Recommendation

Pre-heat	120 °C max.
Pre-heat Time	60 s max.
Solder Bath Temperature	260 °C max.
Dipping Time	10 s max.
Caution	Min. distance 3 mm from stem

Precautions for Use

Static Electricity:

LEDs are sensitive to electrostatic discharge (ESD). Precautions against ESD must be taken when handling or operating these LEDs. Surge voltage or electrostatic discharge can result in complete failure of the device.

UV-Radiation:

During operation these LEDs do emit **high intensity ultraviolet light**, which is hazardous to skin and eyes, and may cause cancer. Do avoid exposure to the emitted UV light. **Protective glasses are recommended.** It is further advised to attach a warning label on products/systems that do utilize UV-LEDs:

Operation:

- **Do only operate these LEDs with a current source.**
Current of a LED is an exponential function of the voltage across it. Usage of current regulated drive circuits is mandatory.
- Compliance to the maximum electrical specifications is paramount.

Storage:

- **Recommended storage temperature: $\leq 30\text{ °C}$**
- **Recommended storage relative humidity: $\leq 70\%$**